



STATEMENT OF APPROPRIATIONS, ALLOTMENTS, OBLIGATIONS, DISBURSEMENTS AND BALANCES
As of the March 31, 2017


Department : JUDICIARY
 Agency : SANDIGANBAYAN
 Operating Unit :
 Organization Code (UACS) :
 Funding Source Code (as clustered) :
 (e.g. Old Fund Code: 101,102, 151)


X	Current Year Appropriations
	Supplemental Appropriations
	Continuing Appropriations

Particulars	UACS CODE	Appropriations			Allotments					Current Year Obligations					Current Year Disbursements					Balances				
		Authorized Appropriation	Adjustments (Transfer (To)/From, Reassignment)	Adjusted Appropriations	Allotments Received	Adjustments (Withdrawal, Reassignment)	Transfer To	Transfer From	Adjusted Total	1st Quarter Ending March 31	2nd Quarter Ending June 30	3rd Quarter Ending Sept. 30	4th Quarter Ending Dec. 31	Total	1st Quarter Ending March 31	2nd Quarter Ending June 30	3rd Quarter Ending Sept. 30	4th Quarter Ending Dec. 31	Total	Unreleased Appropriations	Unobligated Allotment	Unpaid Obligations (15-20) = (23+24)		
																						Due and Demandable	Not Yet Due and Demandable	
1	2	3	4	5=(3+4)	6	7	8	9	10=[(6+(-)7)-8+9]	11	12	13	14	15=(11+12+13+14)	16	17	18	19	20=(16+17+18+19)	21=(5-10)	22=(10-15)	23	24	
I. Agency Specific Budget	1 01 101																							
General Administration and Support	1 00 00000																							
General Administration and Supervision	1 00 010000																							
A.01.a.01		188,250,000.00	(14,280,560.00)	173,969,440.00	173,969,440.00				173,969,440.00	37,088,612.44				37,088,612.44	10,888,612.44				10,888,612.44	0.00	136,880,827.56	26,200,000.00		
PS		33,714,000.00		33,714,000.00	33,714,000.00				33,714,000.00	696,569.83				696,569.83	474,569.83				474,569.83	0.00	33,017,430.17	222,000.00		
MOOE																								
CO																								
Support to Operations	2 00 000000																							
A.02.a.01	2 00 010000	6,577,000.00		6,577,000.00	6,577,000.00				6,577,000.00	3,261,843.21				3,261,843.21	0.00				3,261,843.21	0.00	3,315,156.79	0.00		
PS		8,408,000.00		8,408,000.00	8,408,000.00				8,408,000.00					0.00										
MOOE																								
CO																								
Operations	3 00 000000																							
A.03.a.01	3 01 01 0000	43,291,000.00		43,291,000.00	43,291,000.00				43,291,000.00	11,769,629.44				11,769,629.44	1,800,000.00				11,769,629.44	0.00	31,521,370.56	0.00		
PS		27,762,000.00		27,762,000.00	27,762,000.00				27,762,000.00					1,800,000.00					1,800,000.00	0.00	25,962,000.00	0.00		
MOOE																								
CO																								
Operations	3 00 000000																							
A.03.a.02	3 01 01 0000	120,410,000.00		120,410,000.00	120,410,000.00				120,410,000.00	28,092,632.79				28,092,632.79	27,892,632.79				27,892,632.79	0.00	92,317,367.21	400,000.00		
PS		78,088,000.00		78,088,000.00	78,088,000.00				78,088,000.00	27,805,032.46				27,805,032.46	6,957,725.46				6,957,725.46	0.00	50,282,967.54	20,847,307.00		
MOOE		139,281,000.00		139,281,000.00	139,281,000.00				139,281,000.00	652,700.82				652,700.82	652,700.82				652,700.82	0.00	138,628,299.18	0.00		
CO																								
Sub-Total, Agency Specific Budget		358,528,000.00	14,280,560.00	344,247,440.00	344,247,440.00				344,247,440.00	80,212,717.88				80,212,717.88	53,612,717.88				53,612,717.88	0.00	264,034,722.12	26,600,000.00		
PS		147,972,000.00	0.00	147,972,000.00	147,972,000.00				147,972,000.00	30,301,602.29				30,301,602.29	9,232,295.29				9,232,295.29	0.00	117,670,397.71	21,069,307.00		
MOOE		139,281,000.00	0.00	139,281,000.00	139,281,000.00				139,281,000.00	652,700.82				652,700.82	652,700.82				652,700.82	0.00	138,628,299.18	0.00		
CO																								
II. Automatic Appropriations																								
RLIP	1 04 102	14,442,000.00		14,442,000.00	14,442,000.00				14,442,000.00	3,833,574.65				3,833,574.65	3,833,574.65				3,833,574.65	0.00	10,608,425.35	0.00		
III. Special Purpose Fund (Please specify)																								
First Tranche Contractual	1 01																							
RLIP	1 04 102																							
PGF-PS (Terminal Leave)	1 01	1,148,124.00		1,148,124.00	1,148,124.00				1,148,124.00	1,148,122.91				1,148,122.91	1,148,122.91				1,148,122.91	0.00	1.09	0.00		
GRAND TOTAL		661,371,124.00	-14,280,560.00	647,090,564.00	647,090,564.00				647,090,564.00	116,148,718.55				116,148,718.55	68,479,411.55				68,479,411.55	0.00	530,941,845.45	47,669,307.00		
PS		374,118,124.00	-14,280,560.00	359,837,564.00	359,837,564.00				359,837,564.00	85,194,415.44				85,194,415.44	58,594,415.44				58,594,415.44	0.00	274,643,148.56	26,600,000.00		
MOOE		147,972,000.00	0.00	147,972,000.00	147,972,000.00				147,972,000.00	30,301,602.29				30,301,602.29	9,232,295.29				9,232,295.29	0.00	117,670,397.71	21,069,307.00		
CO		139,281,000.00	0.00	139,281,000.00	139,281,000.00				139,281,000.00	652,700.82				652,700.82	652,700.82				652,700.82	0.00	138,628,299.18	0.00		

Certified Correct:  MARIA ANTONIA A. ABUYAN
 Budget Officer
 Date: _____

Certified Correct:  VANESSA M. LIYO
 Accountant III
 Date: _____

Recommending Approval:  GEMMA A. POSADAS
 Chief, JSO Budget & Finance
 Date: _____

Approved By:  ATTY. MA. TERESA S. PABULAYAN
 Executive Clerk of Court IV
 Date: _____