





STATEMENT OF APPROPRIATIONS, ALLOTMENTS, OBLIGATIONS, DISBURSEMENTS AND BALANCES  
As of the March 31, 2017

Department : JUDICIARY  
 Agency : SANDIGANBAYAN  
 Operating Unit :  
 Organization Code (UACS) :  
 Funding Source Code (as clustered) :  
 (e.g. Old Fund Code: 101,102, 151)

	Current Year Appropriations
	Supplemental Appropriations
X	Continuing Appropriations

Particulars	UACS CODE	Appropriations			Allotments					Current Year Obligations					Current Year Disbursements					Balances				
		Authorized Appropriation	Adjustments (Transfer To/From, Reassignment)	Adjusted Appropriations	Allotments Received	Adjustments (Withdrawal, Reassignment)	Transfer To	Transfer From	Adjusted Total Allotments	1st Quarter	2nd Quarter	3rd Quarter	4th Quarter	Total	1st Quarter	2nd Quarter	3rd Quarter	4th Quarter	Total	Unreleased Appropriations	Unobligated Allotment	Unpaid Obligations (15-20) = (23+24)		
										Ending March 31	Ending June 30	Ending Sept. 30	Ending Dec. 31		Ending March 31	Ending June 30	Ending Sept. 30	Ending Dec. 31				Due and Demandable	Not Yet Due and Demandable	
1	2	3	4	5=(3+4)	6	7	8	9	10=({6+(-)7-8+9}	11	12	13	14	15=({11+12+13+14}	16	17	18	19	20=({16+17+18+19}	21=(5-10)	22=(10-15)	23	24	
<b>I. Agency Specific Budget</b>	1 01 101																							
<b>General Administration and Support</b>	1 00 000000																							
<b>General Administration and Supervision</b>	1 00 010000																							
<b>A.01.a.01</b>																								
PS		16,977,607.29		16,977,607.29	16,977,607.29				16,977,607.29	2,453,222.50				2,453,222.50	2,453,222.50							14,524,384.79		
MOOE		5,942,481.46		5,942,481.46	5,942,481.46				5,942,481.46	4,873,585.17				4,873,585.17	4,796,466.67							1,068,896.29	77,118.50	
CO		232,520,701.03																						
<b>Support to Operations</b>	2 00 000000																							
<b>A.02.a.01</b>	2 00 010000																							
PS				-	-				-					-										
MOOE				-	-				-					-										
CO				-	-				-					-										
<b>Operations</b>	3 00 000000																							
<b>A.03.a.01</b>	3 01 01 0000																							
PS				-	-				-					-										
MOOE				-	-				-					-										
CO				-	-				-					-										
<b>Operations</b>	3 00 000000																							
<b>A.03.a.02</b>	3 01 01 0000																							
PS				-	-				-					-										
MOOE				-	-				-					-										
CO				-	-				-					-										
<b>Sub-Total, Agency Specific Budget</b>																								
PS		16,977,607.29	-	16,977,607.29	16,977,607.29				16,977,607.29	2,453,222.50				2,453,222.50	2,453,222.50							14,524,384.79	-	
MOOE		5,942,481.46	-	5,942,481.46	5,942,481.46				5,942,481.46	4,873,585.17				4,873,585.17	4,873,585.17							1,068,896.29	3,804,688.88	
CO		232,520,701.03	-	232,520,701.03	232,520,701.03				232,520,701.03															
<b>II. Automatic Appropriations</b>																								
<b>RLIP</b>	1 04 102	5,117,435.39		5,117,435.39	5,117,435.39				5,117,435.39													5,117,435.39		
<b>III. Special Purpose Fund (Please specify)</b>																								
Basic Salary	1 01	6,446,295.24		6,446,295.24	6,446,295.24																			
PERA		370,108.41		370,108.41	370,108.41																			
Representation Allowance		1,507.77		1,507.77	1,507.77																			
Transportation Allowance		144,510.76		144,510.76	144,510.76																			
Cash Gift		75,000.00		75,000.00	75,000.00																			
Other Personnel Benefits		754,715.96		754,715.96	754,715.96																			
Pag-Ibig Contributions		18,600.00		18,600.00	18,600.00																			
Philhealth Contributions		46,125.00		46,125.00	46,125.00																			
Employees Compensation Insurance		18,600.00		18,600.00	18,600.00																			
PGF-PS (Terminal Leave)	1 01	5.59		5.59	5.59				5.59															
Pensions		0.01		0.01	0.01				0.01															
RLIP		618,405.00		618,405.00	618,405.00																			
<b>GRAND TOTAL</b>		269,052,098.91	-	269,052,098.91	269,052,098.91				269,052,098.91	7,326,807.67				7,326,807.67	7,326,807.67							261,725,291.24		
PS		30,588,916.42	-	30,588,916.42	30,588,916.42				22,095,042.68	2,453,222.50				2,453,222.50	2,453,222.50							8,493,873.74	19,641,820.18	
MOOE		5,942,481.46	-	5,942,481.46	5,942,481.46				5,942,481.46	4,873,585.17				4,873,585.17	4,873,585.17							1,068,896.29	-	
CO		232,520,701.03	-	232,520,701.03	232,520,701.03				232,520,701.03														232,520,701.03	-

Certified Correct:  MARIA ANTONIA A. ADOGAN Budget Officer Date:	Certified Correct:  VANESSA M. LIYO Accountant III Date:	Recommending Approval:  GEMMA A. POSADAS Chief, JSO Budget & Finance Date:	Approved By:  ATTY. MA. TERESA S. PABULAYAN Executive Clerk of Court IV Date:
--	---	---	--