



STATEMENT OF APPROPRIATIONS, ALLOTMENTS, OBLIGATIONS, DISBURSEMENTS AND BALANCES
As of the March 31, 2018


Department : JUDICIARY
 Agency : SANDIGANBAYAN
 Operating Unit :
 Organization Code (UACS) :
 Funding Source Code (as clustered) :
 (e.g. Old Fund Code: 101,102, 151)

	Current Year Appropriations
	Supplemental Appropriations
X	Continuing Appropriations

Particulars	UACS CODE	Appropriations			Allotments			Current Year Obligations					Current Year Disbursements				Balances						
		Authorized Appropriation	Adjustments (Transfer To/From, Realignment)	Adjusted Appropriations	Allotments Received	Adjustments (Withdrawal, Realignment)	Transfer To	Transfer From	Adjusted Total Allotments	1st Quarter Ending March 31	2nd Quarter Ending June 30	3rd Quarter Ending Sept. 30	4th Quarter Ending Dec. 31	Total	1st Quarter Ending March 31	2nd Quarter Ending June 30	3rd Quarter Ending Sept. 30	4th Quarter Ending Dec. 31	Total	Unreleased Appropriations	Unobligated Allotment	Unpaid Obligations (15-20) = (23+24)	
		3	4	5=(3+4)	6	7	8	9	10=[(6+(-7) -8+9)]	11	12	13	14	15=(11+12+13 +14)	16	17	18	19	20=(16+17+18 +19)	21=(5-10)	22=(10-15)	23	24
I. Agency Specific Budget	1 01 101																						
General Administration and Support	1 00 000000																						
A.01.a.01	1 00 010000																						
PS		15,601,139.12		15,601,139.12	15,601,139.12				15,601,139.12	730,047.08				730,047.08	730,047.08							14,871,092.04	0.00
MCOE		957,380.80		957,380.80	957,380.80				957,380.80					0.00								957,380.80	
CO		232,520,701.03												0.00								0.00	
Support to Operations	2 00 000000																						
A.02.a.01	2 00 010000																						
PS				0.00	0.00				0.00					0.00								0.00	
MCOE				0.00	0.00				0.00					0.00								0.00	
CO																						0.00	
Operations	3 00 000000																						
A.03.a.01	3 01 01 0000																						
PS				0.00	0.00				0.00					0.00								0.00	
MCOE				0.00	0.00				0.00					0.00								0.00	
CO																						0.00	
Operations	3 00 000000																						
A.03.a.02	3 01 01 0000																						
PS				0.00	0.00				0.00					0.00								0.00	
MCOE				0.00	0.00				0.00					0.00								0.00	
CO				0.00	0.00				0.00					0.00								0.00	
Sub-Total, Agency Specific Budget																							
PS		15,601,139.12	0.00	15,601,139.12	15,601,139.12				15,601,139.12	730,047.08				730,047.08	730,047.08							14,871,092.04	
MCOE		957,380.80	0.00	957,380.80	957,380.80				957,380.80					0.00								957,380.80	
CO		232,520,701.03	0.00	232,520,701.03	232,520,701.03				232,520,701.03					0.00								0.00	
II. Automatic Appropriations																							
RLIP	1 04 102	5,156,822.50		5,156,822.50	5,156,822.50				5,156,822.50	0.00				0.00	0.00							0.00	0.00
III. Special Purpose Fund (Please specify)																							
Basic Salary	1 01		6,446,295.24	6,446,295.24	6,446,295.24				6,446,295.24													6,446,295.24	
PERA			370,108.41	370,108.41	370,108.41				370,108.41													370,108.41	
Representation Allowance			1,507.77	1,507.77	1,507.77				1,507.77													1,507.77	
Transportation Allowance			144,510.76	144,510.76	144,510.76				144,510.76													144,510.76	
Cash Gift			75,000.00	75,000.00	75,000.00				75,000.00													75,000.00	
Other Personnel Benefits			754,715.96	754,715.96	754,715.96				754,715.96													754,715.96	
Pag-IBIG Contributions			18,600.00	18,600.00	18,600.00				18,600.00													18,600.00	
Philhealth Contributions			46,125.00	46,125.00	46,125.00				46,125.00													46,125.00	
Employees Compensation Insurance			18,600.00	18,600.00	18,600.00				18,600.00													18,600.00	
PGF-PS (Terminal Leave)	1 01		360,117.57	360,117.57	360,117.57				360,117.57													360,117.57	
Pensions			0.01	0.01	0.01				0.01													0.01	
RLIP			618,405.00	618,405.00	618,405.00				618,405.00													618,405.00	
GRAND TOTAL		254,236,043.45	8,853,985.72	263,090,029.17	263,090,029.17				263,090,029.17	730,047.08				730,047.08	730,047.08							262,359,982.09	
PS		20,757,961.52	8,853,985.72	29,611,947.34	29,611,947.34				29,611,947.34	730,047.08				730,047.08	730,047.08							28,881,900.26	0.00
MCOE		957,380.80	0.00	957,380.80	957,380.80				957,380.80					0.00								957,380.80	
CO		232,520,701.03	0.00	232,520,701.03	232,520,701.03				232,520,701.03					0.00								232,520,701.03	

Certified Correct:  MARIA ANTONIA A. ABUBAN
 Budget Officer
 Date: _____

Certified Correct:  VANESSA M. LIYO
 Accountant III
 Date: _____

Recommending Approval:  GEMMA A. POSADAS
 Chief, JSO Budget & Finance
 Date: _____

Approved By: _____
 ATTY. MA. TERESA S. PABULAYAN
 Executive Clerk of Court IV
 Date: _____