


STATEMENT OF APPROPRIATIONS, ALLOTMENTS, OBLIGATIONS, DISBURSEMENTS AND BALANCES


As of the Quarter Ending September 30, 2015


(In Thousand Pesos)


Department: THE JUDICIARY
 Agency/Operating Unit: SANDIGANSBAYAN
 Region/Province/City: _____
 Fund: 101

Particulars	Appropriations			Allotments			Current Year Obligations					Current Year Disbursements					Balances			
	Authorized Appropriation	Adjustments	Adjusted Appropriations	Allotments Received	Transf er To	Transf er From	Adjusted Total Allotments	1st Quarter ending March 31	2nd Quarter ending June 30	3rd Quarter ending Sept. 30	4th Quarter ending	Total	1st Quarter ending March 31	2nd Quarter ending June 30	3rd Quarter ending Sept. 30	4th Quarter ending	Total	Unreleased Appropriation	Unobligated Allotment	Unpaid Obligations
1	2	3	(2+3)=4	5	6	7	8 = (5-6+7)	9	10	11	12	13= (9+10+11+12)	14	15	16	17	18= (14+15+16+17)	19= (4-8)	20= (8-13)	21= (13-18)
I. CURRENT YEAR BUDGET/APPROPRIATIONS																				
A. AGENCY SPECIFIC BUDGET																				
Personnel Services	189,526,000.00	16,645,540.55	206,171,540.55	206,171,540.55			206,171,540.55	43,021,990.73	62,160,059.97	44,772,414.10		149,954,454.80	43,021,980.73	62,160,059.97	44,772,414.10		149,954,454.80	-	56,217,065.75	-
Maintenance & Other Operating Expenses	123,832,000.00	(16,945,540.55)	107,186,459.45	107,186,459.45			107,186,459.45	6,299,223.26	8,391,754.84	8,028,755.79		22,719,733.89	6,109,614.46	8,120,670.52	8,125,712.19		22,355,997.17	-	84,466,725.56	363,736.72
Financial Expenses																				
Capital Outlays	87,118,000.00	160,758.00	87,278,758.00	87,278,758.00			87,278,758.00	652,700.82	652,700.82	701,600.82		2,007,002.46	652,700.82	652,700.82	689,600.82		1,995,002.46	-	85,271,755.54	12,000.00
B. SPECIAL PURPOSE FUNDS																				
Miscellaneous Personnel Benefits Fund																				
Personnel Services	17,758,272.00		17,758,272.00	17,758,272.00			17,758,272.00			8,214,620.18		8,214,620.18			8,214,620.18		8,214,620.18		5,543,651.82	-
Pension and Disability Fund / Retirement Benefits Fund																				
Personnel Services	30,098,176.00		30,098,176.00	30,098,176.00			30,098,176.00		30,098,175.50			30,098,175.50		30,098,175.50			30,098,175.50		2.50	-
Priority Development Assistance Fund																				
Maintenance & Other Operating Expenses																				
Others (please specify)																				
C. AUTOMATIC APPROPRIATIONS																				
Retirement and Life Insurance Premium																				
Personnel Services	11,729,000.00		11,729,000.00	11,729,000.00			11,729,000.00	2,891,984.34	2,902,986.75	2,962,952.12		8,757,925.21	2,891,984.34	2,902,986.75	2,962,952.12		8,757,925.21		2,971,074.79	-
Customs Duties and Taxes																				
Maintenance & Other Operating Expenses																				
Others (please specify)																				
TOTAL CURRENT YEAR BUDGET / APPROPRIATIONS	460,061,456.00	160,758.00	460,222,206.00	460,222,206.00			460,222,206.00	52,865,889.15	104,205,679.88	64,680,343.01		221,751,912.04	52,676,280.35	103,934,595.56	64,765,299.41		221,376,175.32		238,470,295.96	375,736.72
II. PRIOR YEAR'S BUDGET/ CONTINUING APPROPRIATIONS																				
D. UNRELEASED APPROPRIATION																				
A. AGENCY SPECIFIC BUDGET																				
Personnel Services																				
Maintenance & Other Operating Expenses																				
Financial Expenses																				
Capital Outlays																				
B. SPECIAL PURPOSE FUNDS																				
Calamity Fund																				
Maintenance & Other Operating Expenses																				
Capital Outlays																				
Priority Development Assistance Fund																				
Maintenance & Other Operating Expenses																				
F. UNOBLIGATED ALLOTMENT																				
Personnel Services (under CFAG)	18,313,197.74	1,530,563.00	19,843,760.74	19,843,760.74			19,843,760.74	2,124,306.82	20,440.94	171,081.25		2,315,829.01	2,124,306.82	20,440.94	171,081.25		2,315,829.01		17,527,931.73	-
Maintenance & Other Operating Expenses	26,416,231.20	(1,298,746.55)	25,117,484.65	25,117,484.65			25,117,484.65	5,514,821.15	3,052,071.50	1,251,157.59		9,818,050.24	5,500,292.94	3,052,071.50	1,265,685.80		15,299,434.41		15,299,434.41	-
Capital Outlays	81,561,088.17		81,561,088.17	81,561,088.17			81,561,088.17	1,837,052.00	581,745.00	557,691.44		2,976,488.44	1,837,052.00	397,915.80	412,637.84		9,818,050.24		2,647,805.64	-
TOTAL PRIOR YEAR'S BUDGET/ CONT. APPROPRIATION	126,290,517.11	331,816.45	126,522,333.56	126,522,333.56			126,522,333.56	9,476,179.97	3,654,257.44	1,979,930.28		15,110,367.69	9,461,651.76	3,470,426.24	1,849,604.89		14,781,684.89		111,411,965.67	328,682.80
GRAND TOTAL	586,351,967.11	392,574.45	586,744,541.56	586,744,541.56			586,744,541.56	62,342,069.12	107,859,937.32	66,660,273.29		236,862,279.73	62,137,932.11	107,405,023.80	66,614,904.30		236,157,860.21		349,882,261.83	704,419.52

Prepared by:

 MARIA ANTONIA A. ABUGAN
 Budget Officer III

Prepared by:

 RODITO C. LAGGUI, JR.
 Accountant III

Certified Correct by:

 GEMMA A. POSADAS
 SB Chief JSO - Budget and Finance


Approved By:
 For the Presiding Justice:

 ATTY. RENATO T. BOCAR
 Executive Clerk Of Court IV


STATEMENT OF APPROPRIATIONS, ALLOTMENTS, OBLIGATIONS, DISBURSEMENTS AND BALANCES
As of the September 30, 2015


Current Year Appropriations
Supplemental Appropriations
Continuing Appropriations

Department: JUDICIARY
Agency: SANDIGANBAYAN
Operating Unit:
Organization Code (UACG):
Funding Source Code (as clustered):
(e.g. Old Fund Code: 101,102, 151)

Particulars	UACS CODE	Appropriations			Allotments			Current Year Obligations					Current Year Disbursements				Balances								
		Authorized Appropriation	Adjustments (Transfer To/From, Realignment)	Adjusted Appropriations	Allotments Received	Adjustments (Withdrawal, Realignment)	Transfer To	Transfer From	Adjusted Total	1st Quarter Ending	2nd Quarter Ending	3rd Quarter Ending	4th Quarter Ending	Total	1st Quarter Ending	2nd Quarter Ending	3rd Quarter Ending	4th Quarter Ending	Total	Unreleased Appropriations	Unobligated Allotment	Unpaid Obligations (15-20) = (23+24)			
		3	4	5=(3+4)	6	7	8	9	10=[(6+(-7)-8+9)]	11	12	13	14	15=(11+12+13+14)	16	17	18	19	20=(16+17+18+19)	21=(5-10)	22=(10-15)	23	24		
Agency Specific Budget	1 01 101																								
General Administration and Support	1 00 000000																								
General Administration and Supervision	1 00 010000																								
A.03.01																									
PS		66,570,000.00		66,570,000.00	66,570,000.00				66,570,000.00	10,347,010.66	8,427,684.06	11,617,164.62		30,391,859.34	10,347,010.66	8,427,684.06	11,617,164.62		30,391,859.34					0.00	
MOOE		32,439,000.00		32,439,000.00	32,439,000.00				32,439,000.00	2,753,630.73	2,902,732.48	2,386,791.70		8,043,154.91	2,753,630.73	2,902,183.36	2,359,791.70		8,015,605.79					27,549.12	
CO		2,000,000.00										48,900.00		48,900.00			36,900.00		36,900.00					12,000.00	
Support to Operations	2 00 000000																								
A.03.01	2 00 010000																								
PS		4,387,000.00		4,387,000.00	4,387,000.00				4,387,000.00	3,127,009.65	10,194,640.97	39,580.47		13,361,231.09	3,127,009.65	10,194,640.97	39,580.47		13,361,231.09					0.00	
MOOE		8,032,000.00		8,032,000.00	8,032,000.00				8,032,000.00	63,426.81		356,695.00		420,121.81	63,426.81		356,695.00		420,121.81					0.00	
CO																			0.00					0.00	
Operations	3 00 000000																								
A.03.01	3 01 01 0000																								
PS		36,866,000.00		36,866,000.00	36,866,000.00				36,866,000.00	9,218,799.27	12,747,231.88	9,238,027.05		31,204,058.20	9,218,799.27	12,747,231.88	9,238,027.05		31,204,058.20					0.00	
MOOE		26,423,000.00		26,423,000.00	26,423,000.00				26,423,000.00	141,216.83	1,192,918.52	1,031,354.93		2,365,490.28	124,391.83	1,192,918.52	954,759.93		2,272,070.28					93,420.00	
CO																									
Operations	3 00 000000																								
A.03.02	3 01 01 0000																								
PS		81,703,000.00		81,703,000.00	81,703,000.00				81,703,000.00	20,329,161.15	30,790,503.06	23,877,641.96		74,997,306.17	20,329,161.15	30,790,503.06	23,877,641.96		74,997,306.17					0.00	
MOOE		56,938,000.00		56,938,000.00	56,938,000.00				56,938,000.00	3,340,948.89	4,296,103.84	4,253,914.15		11,890,966.89	3,151,340.10	4,042,393.63	4,454,465.56		11,648,199.29					242,767.60	
CO		85,118,000.00		85,118,000.00	85,118,000.00				85,118,000.00	652,700.82	652,700.82	652,700.82		1,958,102.46	652,700.82	652,700.82	652,700.82		1,958,102.46					0.00	
Total, Agency Specific Budget																									
PS		189,526,000.00	0.00	189,526,000.00	189,526,000.00				189,526,000.00	43,021,980.73	62,160,059.97	44,772,414.10		149,954,454.80	43,021,980.73	62,160,059.97	44,772,414.10		149,954,454.80					0.00	
MOOE		123,832,000.00	0.00	123,832,000.00	123,832,000.00				123,832,000.00	6,299,223.26	8,391,754.84	8,028,755.79		22,719,733.89	6,299,223.26	8,391,754.84	8,028,755.79		22,719,733.89					363,736.72	
CO		87,118,000.00	0.00	87,118,000.00	87,118,000.00				87,118,000.00	652,700.82	652,700.82	701,600.82		2,007,002.46	652,700.82	652,700.82	701,600.82		2,007,002.46					12,000.00	
Automated Accounting System	1 04 102																								
Special Purpose Fund (Please specify)	1 01																								
MPBF (PEI)	1 01																								
PGF-PS (Terminal Leave)																									
TOTAL		412,205,000.00	0.00	412,205,000.00	412,205,000.00				412,205,000.00	52,865,889.15	74,107,504.38	56,465,722.83		183,439,116.36	52,865,889.15	74,107,504.38	56,465,722.83		183,439,116.36					375,736.72	
PS		201,255,000.00	0.00	201,255,000.00	201,255,000.00				201,255,000.00	45,913,965.07	65,063,048.72	47,735,366.22		158,712,380.01	45,913,965.07	65,063,048.72	47,735,366.22		158,712,380.01					0.00	
MOOE		123,832,000.00	0.00	123,832,000.00	123,832,000.00				123,832,000.00	6,299,223.26	8,391,754.84	8,028,755.79		22,719,733.89	6,299,223.26	8,391,754.84	8,028,755.79		22,719,733.89					363,736.72	
CO		87,118,000.00	0.00	87,118,000.00	87,118,000.00				87,118,000.00	652,700.82	652,700.82	701,600.82		2,007,002.46	652,700.82	652,700.82	701,600.82		2,007,002.46					12,000.00	

Prepared by:  **RODITO C. LAGGUI, JR**
Chief Accountant
Date: _____

Certified Correct:  **GERMA A. POSADAS**
Chief, JSO Budget & Finance
Date: _____

Approved By:  **ATTY. RENATO T. BOCAR**
Executive Clerk of Court IV
Date: _____