

DETAILED STATEMENT OF CURRENT YEAR'S OBLIGATIONS, DISBURSEMENTS AND UNPAID OBLIGATIONS

As of December 31, 2013

Department: JUDICIARY

Agency/Operating Units : SANDIGANBAYAN

Region/Province/City:

Fund:

Program/Activity/Project (P/A/P) and Account Title	Account Code	Current Year Obligations					Disbursements					Balance (Unpaid Obligations) 13 (7-12) (14+15)	Breakdown of Unpaid Obligations	
		1st Quarter ending March 31	2nd Quarter ending June 30	3rd Quarter ending Sept. 30	4th Quarter ending Dec. 31	Total	1st Quarter ending March 31	2nd Quarter ending June 30	3rd Quarter ending Sept. 30	4th Quarter ending Dec. 31	Total		Accounts Payable	Obligations Not Yet Due and Demandable
1	2	3	4	5	6	7	8	9	10	11	12	14	15	
Water Expenses	766	1,712,896.58	2,206,112.23	1,446,698.10	1,738,191.58	7,103,898.49	1,712,896.58	2,206,112.23	1,446,698.10	1,738,191.58	7,103,898.49	-	-	
Electricity Expenses	767	6,276,295.48	8,975,864.40	5,717,208.04	2,825,716.74	23,795,084.66	6,276,295.48	8,975,864.40	5,717,208.04	2,825,716.74	23,795,084.66	-	-	
Communication Expenses														
Postage and Deliveries	771				100,000.00	100,000.00				100,000.00	100,000.00			
Telephone Expenses-Landline	772	100,000.00	635,810.97	1,080,395.82	331,286.63	2,147,493.42	100,000.00	635,810.97	1,080,395.82	331,286.63	2,147,493.42			
Telephone Expenses-Mobile	773	121,206.89	193,084.51	189,529.04	188,040.00	691,860.24	121,206.89	193,084.51	189,529.04	188,040.00	691,860.24			
Internet expenses	774	30,385.59	193,712.00	275,424.00	150,568.00	650,089.59	30,385.59	193,712.00	275,424.00	150,568.00	650,089.59			
Cable, Satellite, Telegraph and Radio Expenses	775	17,790.00			80,000.00	97,790.00	17,790.00			80,000.00	97,790.00			
Awards and Indemnities	779	112,400.00	240,000.00	45,000.00	110,000.00	507,400.00	112,400.00	240,000.00	45,000.00	110,000.00	507,400.00			
Advertising Expenses/Promo	780		50,000.00	50,000.00	100,000.00	200,000.00		50,000.00	50,000.00	100,000.00	200,000.00			
Printing and Binding Expenses	781				50,000.00	50,000.00				50,000.00	50,000.00			
Rent Expenses	782	200,000.00	175,000.00	145,000.00	150,000.00	670,000.00	200,000.00	175,000.00	145,000.00	150,000.00	670,000.00			
Transportation and Delivery Expenses	784		25,000.00	25,000.00	53,000.00	103,000.00		25,000.00	25,000.00	53,000.00	103,000.00			
Subscription Expenses	786	3,909.24	110,012.00	57,771.00	112,736.00	284,428.24	3,909.24	110,012.00	57,771.00	112,736.00	284,428.24			
Legal Services	791	400,000.00	640,647.08	555,000.00	606,774.20	2,202,421.28	400,000.00	640,647.08	555,000.00	606,774.20	2,202,421.28			
General Services	795		300,000.00	150,000.00	50,000.00	500,000.00		300,000.00	150,000.00	50,000.00	500,000.00			
Janitorial Services	796	338,821.26	569,857.58	564,288.82	572,338.76	2,045,306.42	338,821.26	569,857.58	564,288.82	572,338.76	2,045,306.42			
Other Professional Services	799	389,286.64	1,738,169.56	490,161.91	518,345.96	3,136,964.07	389,286.64	1,722,323.16	490,161.91	518,345.96	3,136,964.07			
RM - Buildings														
RM - Office Buildings	811	2,833,354.55	3,746,245.75	3,778,168.48	3,196,886.97	13,554,655.75	2,833,354.55	3,746,245.75	3,702,848.49	2,464,445.76	12,746,894.55	867,761.21		
RM - Office Equipment, Furnitures and Fixtures														
RM - Office Equipment, Furnitures and Fixtures	821	375,000.00	1,057,982.16	1,060,359.12	720,901.12	3,214,242.40	375,000.00	1,057,982.16	985,358.02	790,004.22	3,208,342.40	5,900.00		
RM - Furniture & Fixtures	822		33,350.00	(19,450.00)		13,900.00			(19,450.00)	33,350.00	13,900.00			
RM - IT Equipment & Software	823		800.00	33,762.10	629.00	35,191.10		800.00	30,762.10	2,129.00	33,691.10	1,500.00		
RM - Transportation Equipment														
RM - Motor Vehicles	841	1,433,793.82	653,455.50	1,500,000.00	1,139,342.72	4,726,592.14	1,433,793.82	653,455.50	1,500,000.00	1,139,342.72	4,726,592.14			
RM - Other Property, Plant and Equipment	850													
Extraordinary Expenses	883	415,360.72	415,944.48	415,805.60	407,499.85	1,654,610.66	415,360.72	415,944.48	415,805.60	407,499.85	1,654,610.66			
Miscellaneous Expenses	884	393,962.30	1,193,823.83	425,919.35	4,034,558.27	6,048,263.75	393,962.30	1,193,823.83	425,919.35	4,034,558.27	6,048,263.75			
Taxes, Insurance Premiums and Other Fees														
Taxes, Duties and Licenses	891													
Fidelity Bond Premiums	892	11,798.75	93,015.00		122,500.00	227,313.75	11,798.75	93,015.00		122,500.00	227,313.75			
Insurance Expenses	893	1,922,476.98	46,736.55	71,257.79	400,000.00	2,439,470.32	1,922,476.98	46,736.55	71,257.79	400,000.00	2,439,470.32			
Other Maintenance and Operating Expenses	969													
		24,752,480.69	34,239,144.73	28,945,481.71	26,481,256.80	114,418,362.93	24,752,480.69	33,910,589.08	28,737,814.26	26,130,987.97	113,546,318.00	870,044.93		
Financial Expenses														
Bank Charges	971													
Commitments Fees	972													
Debt Service Subsidy to GOCCs	973													
Documentary Stamp Expenses	974													
Interest Expenses	975	3,913,276.34	3,351,266.15	2,770,990.64	2,171,856.17	12,207,389.30	3,913,276.34	3,351,266.15	2,770,990.64	2,171,856.17	12,207,389.30			
Other Financial Charges	979													

DETAILED STATEMENT OF CURRENT YEAR'S OBLIGATIONS, DISBURSEMENTS AND UNPAID OBLIGATIONS

As of December 31, 2013

Department: JUDICIARY

Agency/Operating Units : SANDIGANBAYAN

Region/Province/City:

Fund:

Program/Activity/Project (P/A/P) and Account Title	Account Code	Current Year Obligations					Disbursements					Balance (Unpaid Obligations) 13 (7-12) (14+15)	Breakdown of Unpaid Obligations	
		1st Quarter ending March 31	2nd Quarter ending June 30	3rd Quarter ending Sept. 30	4th Quarter ending Dec. 31	Total	1st Quarter ending March 31	2nd Quarter ending June 30	3rd Quarter ending Sept. 30	4th Quarter ending Dec. 31	Total		Accounts Payable	Obligations Not Yet Due and Demandable
1	2	3	4	5	6	7	8	9	10	11	12	14	15	
Capital Outlays														
Buildings														
Office Buildings	211	17,022,141.28	17,575,360.88	18,146,560.10	18,736,323.31	71,480,385.57	17,022,141.28	17,575,360.88	18,146,560.10	18,736,323.31	71,480,385.57			
Office Equipment, Furniture and Fixtures														
Office Equipment	221													
Furniture and Fixtures	222	340,411.92	349,202.51	358,278.80	367,650.06	1,415,543.29	340,411.92	349,202.51	358,278.80	345,124.58	1,393,017.81	22,525.48		
IT Equipment and Software, etc.	223													
Library Books	224													
Transportation Equipment														
Motor Vehicles	241		1,000,000.00			1,000,000.00		1,000,000.00			1,000,000.00			
Other Property, Plant and Equipment	250													
B. SPECIAL PURPOSE FUNDS														
Retirement Benefits	740		8,010,000.00			8,010,000.00		8,010,000.00			8,010,000.00			
Terminal Leave	742	97,037.79	3,839,605.84	437,344.83		4,373,988.46	97,037.79	3,839,605.84	437,344.83		4,373,988.46			
Other Personnel Benefits	749				1,680,000.00	1,680,000.00								
C. AUTOMATIC APPROPRIATIONS														
Retirement and Life Insurance Premium	731	2,878,143.96	2,051,028.10	2,845,491.34	3,427,336.60	11,202,000.00	2,878,143.96	2,051,028.10	2,845,491.34	3,427,336.60	11,202,000.00			
TOTAL CURRENT YEAR BUDGET/APPROPRIATION		88,806,265.61	115,203,606.19	93,116,397.38	101,734,365.99	398,860,666.17	88,806,265.61	114,675,950.54	92,908,429.93	99,681,492.28	396,288,084.76	692,570.41		
II. PRIOR YEARS' BUDGET/CONTINUING APPROPRIATION														
D. Unreleased Appropriations														
Personnel Services														
Salaries and Wages														
Salaries and Wages - Regular	701	700,609.82	357,240.87	4,793.70	1,934.83	1,064,579.32	700,609.82	357,240.87	4,793.70	1,934.83	1,064,579.32			
Other Compensation														
Personnel Economic Relief Allowance (PERA)	711	28,222.17	31,512.79	400,190.23		459,925.19	28,222.17	31,512.79	400,190.23		459,925.19			
Representation Allowance (RA)	713	132,358.48		32,100.00		164,458.48	132,358.48		32,100.00		164,458.48			
Transportation Allowance (TA)	714	132,358.48		32,100.00		164,458.48	132,358.48		32,100.00		164,458.48			
Clothing/Uniform Allowance	715			5,000.00		5,000.00			5,000.00		5,000.00			
Subsistence, Laundry and Quarters Allowance	716	9,650.00		3,650.00		13,300.00	9,650.00		3,650.00		13,300.00			
Productivity Incentive Allowance	717	28,000.00				28,000.00	28,000.00				28,000.00			
Other bonuses and Allowances	719													
Honoraria	720													
Hazard Pay	721	33,746.55	1,074.21			34,820.76	33,746.55	1,074.21			34,820.76			
Longevity Pay	722	40,593.19				40,593.19	40,593.19				40,593.19			
Overtime and Night Pay	723													
Cash Gift	724		74,519.52		587,446.00	661,965.52	10,000.00	64,519.52		587,446.00	661,965.52			
Year end Bonus	725						223,000.00	(225,000.00)						
Personnel Benefit Contributions														
Life and Retirement Insurance Contributions	731	23,442.73	845,606.24			869,048.97	23,442.73	845,606.24			869,048.97			
Pag-ibig Contributions	732	33,740.00	16,100.00			49,840.00	33,740.00	16,100.00			49,840.00			
Philhealth Contributions	733	10,235.00	47,937.50			58,172.50	10,235.00	47,937.50			58,172.50			
ECC Contributions	734	36,517.88	31,212.70			67,730.58	36,517.88	31,212.70			67,730.58			

DETAILED STATEMENT OF CURRENT YEAR'S OBLIGATIONS, DISBURSEMENTS AND UNPAID OBLIGATIONS
As of December 31, 2013

Department: JUDICIARY
Agency/Operating Units : SANDIGANBAYAN
Region/Province/City:
Fund:

Program/Activity/Project (PIA/P) and Account Title	Account Code	Current Year Obligations					Disbursements					Balance (Unpaid Obligations) (7-12) (14+15)	Breakdown of Unpaid Obligations	
		1st Quarter ending March 31	2nd Quarter ending June 30	3rd Quarter ending Sept. 30	4th Quarter ending Dec. 31	Total	1st Quarter ending March 31	2nd Quarter ending June 30	3rd Quarter ending Sept. 30	4th Quarter ending Dec. 31	Total		Accounts Payable	Obligations Not Yet Due and Demandable
1	2	3	4	5	6	7	8	9	10	11	12	13	14	15
Other Personnel Benefits														
Pension Benefits - Civilian	738	679,181.57			86,566.25	765,747.82	444,181.57	235,000.00		86,566.25	765,747.82			
Retirement Benefits - Civilian	740													
Terminal Leave Benefits	742													
Other Personnel Benefits	749	133,380.90		11,263.83		144,644.73	133,380.90		11,263.83		144,644.73			
Total		2,024,036.87	1,405,203.83	489,097.76	675,947.08	4,594,285.54	2,024,036.87	1,405,203.83	489,097.76	675,947.08	4,594,285.54			
Maintenance & Other Operating Expenses														
Travelling Expenses														
Travel Expenses-Local	751	200,239.75	504,497.07	393,154.52	86,214.58	1,184,105.92	99,097.11	605,639.71	393,154.52	86,214.58	1,184,105.92			
Travel Expenses-Foreign	752		6.79			6.79		6.79			6.79			
Training and Scholarship Expenses														
Training Expenses	753	1,224,258.52				1,224,258.52	1,224,258.52				1,224,258.52			
Supplies and Materials Expenses														
Office Supplies Expenses	755	594,894.02				594,894.02	447,303.02	89,391.00	52,200.00	6,000.00	594,894.02			
Drugs and Medicines Expenses	759	24,236.75	26,620.75			50,857.50	24,236.75		17,566.25	9,054.50	50,857.50			
Medical, Dental and Laboratory Supplies Expenses	760													
Gasoline, Oil and Lubricants Expenses	761	636,015.40			960.00	636,975.40	630,458.65	5,556.75		960.00	636,975.40			
Other Supplies Expenses	765	86,951.10				86,951.10	35,079.00	3,272.10		48,500.00	86,951.10			
Utility Expenses														
Water Expenses	766	336,994.57	102,371.59			439,366.16	336,994.57	102,371.59			439,366.16			
Electricity Expenses	767	1,418,846.27				1,418,846.27	1,418,846.27				1,418,846.27			
Communication Expenses														
Postage and Deliveries	771			190.00	100.00	290.00			190.00	100.00	290.00			
Telephone Expenses-Landline	772	439,961.98	95,366.19			535,328.17	439,961.98	95,366.19			535,328.17			
Telephone Expenses-Mobile	773	75,315.89				75,315.89	75,315.89				75,315.89			
Internet expenses	774	176,182.41				176,182.41	176,182.41				176,182.41			
Cable, Satellite, Telegraph and Radio Expenses	775													
Awards and Indemnities	779													
Advertising Expenses/Promo	780				9,408.00	9,408.00				9,408.00	9,408.00			
Printing and Binding Expenses	781	15,990.00	7,030.00			23,020.00	15,990.00	7,120.00			23,020.00			
Rent Expenses	782													
Transportation and Delivery Expenses	784	23,695.00				23,695.00	23,695.00				23,695.00			
Subscription Expenses	786	38,866.76		3,433.00		42,399.76	20,935.76	18,031.00	3,433.00		42,399.76			
Legal Services	791	105,000.00	64,352.92			169,352.92	105,000.00	64,352.92			169,352.92			
General Services	795													
Janitorial Services	796	232,690.44				232,690.44	232,690.44				232,690.44			
Other Professional Services	799	246,135.23				246,135.23	246,135.23				246,135.23			
RM - Buildings														
RM - Office Buildings	811	690,786.50	153,901.50	6,358.51	5.99	811,052.50	244,286.50	557,401.50	6,358.51	3,005.99	811,052.50			
RM - Office Equipment, Furnitures and Fixtures														
RM - Office Equipment, Furnitures and Fixtures	821	224,321.25	153,961.54			378,282.79	207,203.64	4,445.57	145,703.58	20,930.00	378,282.79			

DETAILED STATEMENT OF CURRENT YEAR'S OBLIGATIONS, DISBURSEMENTS AND UNPAID OBLIGATIONS

Annex B


As of December 31, 2013

Department: JUDICIARY
 Agency/Operating Units : SANDIGANBAYAN
 Region/Province/City:
 Fund:


Program/Activity/Project (P/A/P) and Account Title	Account Code	Current Year Obligations					Disbursements					Balance (Unpaid Obligations)	Breakdown of Unpaid Obligations	
		1st Quarter ending March 31	2nd Quarter ending June 30	3rd Quarter ending Sept. 30	4th Quarter ending Dec. 31	Total	1st Quarter ending March 31	2nd Quarter ending June 30	3rd Quarter ending Sept. 30	4th Quarter ending Dec. 31	Total		Accounts Payable	Obligations Not Yet Due and Demandable
1	2	3	4	5	6	7	8	9	10	11	12	13 (7-12) (14+15)	14	15
RM - Furniture & Fixtures	822													
RM - IT Equipment & Software	823	20,725.00	1,295.00			22,020.00	12,075.00	8,650.00		1,295.00	22,020.00			
RM - Transportation Equipment														
RM - Motor Vehicles	841	429,236.75	166,478.28	310,437.92	179,347.49	1,085,500.44	321,636.75	201,723.28	162,867.92	379,272.49	1,085,500.44			
RM - Other Property, Plant and Equipment	850		7,000.00			7,000.00		7,000.00			7,000.00			
Extraordinary Expenses	883	14,639.33				14,639.33	14,639.33				14,639.33	(0.00)		
Miscellaneous Expenses	884	44,181.25	3,408.92		82.50	47,672.67	19,181.25	28,408.92		82.50	47,672.67			
Taxes, Insurance Premiums and Other Fees														
Taxes, Duties and Licenses	891													
Fidelity Bond Premiums	892	10,701.25				10,701.25	10,701.25				10,701.25			
Insurance Expenses	893													
Other Maintenance and Operating Expenses	969													
Total		7,270,965.42	1,286,290.55	713,673.95	276,118.55	9,546,948.48	5,381,814.32	1,798,737.32	801,473.78	564,923.06	9,546,948.48	(0.00)		
Capital Outlays														
Office Buildings	211													
School Buildings	212													
Hospitals and Health Centers	213													
Office Equipment	221	31,619.00	239,654.00	21,682.00		292,955.00	31,619.00	239,654.00	19,972.00	1,710.00	292,955.00			
Furniture and Fixtures	222	402,194.75	35,753.00	30,000.00	22,525.48	490,473.23	392,264.75	37,178.00	7,900.00	53,130.48	490,473.23			
IT Equipment and Software	223	408,035.00	1,578,027.00	832,145.00	276,359.75	3,094,566.75	68,495.00	278,505.00	2,225,652.00	327,664.75	2,900,316.75	194,250.00		
Library Books	224		78,245.00			78,245.00		78,245.00			78,245.00			
Other Machineries and Equipment	240	110,500.00				110,500.00		110,500.00			110,500.00			
Motor Vehicles	241	1,500,000.00	500,000.00			2,000,000.00		2,000,000.00			2,000,000.00			
Other Property, Plant and Equipments	250		29,584.50			29,584.50					29,584.50			
Total		2,452,348.75	2,461,263.50	883,827.00	298,885.23	6,096,324.48	492,378.75	2,744,082.00	2,262,578.00	403,035.23	5,902,074.48	194,250.00		
Total PRIOR YEAR'S BUDGET/CONTINUING APPROPRIATION		11,747,351.04	5,152,757.88	2,086,498.71	1,250,950.87	20,237,558.50	8,898,229.94	5,948,023.15	3,653,150.04	1,643,905.37	20,043,308.50	194,250.00		
GRAND TOTAL		100,553,616.65	120,356,364.07	95,202,896.09	102,985,336.86	419,098,213.67	97,704,495.55	120,823,073.69	96,461,579.97	101,325,397.65	416,331,393.26	1,086,820.41		

*** Adjustments has been made for third quarter.


Certified Correct:


MARIA ANTONIA A. ABUGAN
 Budget Officer III
 Date:

Certified Correct:


RODITO C. LAGGUI JR.
 Accountant III
 Date:

Noted By:


GEMMA A. POSADAS
 SB Supervising JSO, Budget & Finance
 Date:

Approved By:

For the Presiding Justice:

ATTY. RENATO T. BOCAR
 Executive Clerk of Court IV