



STATEMENT OF APPROPRIATIONS, ALLOTMENTS, OBLIGATIONS, DISBURSEMENTS AND BALANCES
As of the Quarter Ending December 31, 2017


<input type="checkbox"/>	Current Year Appropriations
<input type="checkbox"/>	Supplemental Appropriations
<input checked="" type="checkbox"/>	Continuing Appropriations


Department : JUDICIARY
 Agency : SANDIGANBAYAN
 Operating Unit :
 Organization Code (UACS) :
 Funding Source Code (as clustered) :
 (e.g. Old Fund Code: 101,102, 151)

Particulars	UACS CODE	Appropriations			Allotments					Current Year Obligations					Current Year Disbursements					Balances			
		Authorized Appropriation	Adjustments (Transfer To)/From, Realignment	Adjusted Appropriations	Allotments Received	Adjustments (Withdrawal/Reassignment)	Transfer To	Transfer From	Adjusted Total: Allotments	1st Quarter	2nd Quarter	3rd Quarter	4th Quarter	Total	1st Quarter	2nd Quarter	3rd Quarter	4th Quarter	Total	Unreleased Appropriations	Unobligated Allotment	Unpaid Obligations (15-20) = (23+24)	
										Ending March 31	Ending June 30	Ending Sept. 30	Ending Dec. 31		Ending March 31	Ending June 30	Ending Sept. 30	Ending Dec. 31				Due and Demandable	Not Yet Due and Demandable
1	2	3	4	5=(3+4)	6	7	8	9	10=[(6+(-)7)-8+9]	11	12	13	14	15=(11+12+13+14)	16	17	18	19	20=(16+17+18+19)	21=(5-10)	22=(10-15)	23	24
I. Agency Specific Budget	1 01 101																						
General Administration and Support	1 00 000000																						
General Administration and Supervision	1 00 010000																						
A.01.a.01																							
PS		16,977,607.29		16,977,607.29	16,977,607.29				16,977,607.29	2,453,222.50				2,453,222.50	2,453,222.50							14,524,384.79	
MOOE		5,942,481.46		5,942,481.46	5,942,481.46				5,942,481.46	4,873,585.17	111,515.49			4,985,100.66	4,796,466.67	107,163.99		7,550.00	2,453,222.50			957,380.80	73,920.00
CO		232,520,701.03		232,520,701.03	232,520,701.03				232,520,701.03										4,911,180.66			232,520,701.03	
Support to Operations	2 00 000000																						
A.02.a.01	2 00 010000																						
PS																							
MOOE																							
CO																							
Operations	3 00 000000																						
A.03.a.01	3 01 01 0000																						
PS																							
MOOE																							
CO																							
Operations	3 00 000000																						
A.03.a.02	3 01 01 0000																						
PS																							
MOOE																							
CO																							
Sub-Total, Agency Specific Budget																							
PS		16,977,607.29	0.00	16,977,607.29	16,977,607.29				16,977,607.29	2,453,222.50				2,453,222.50	2,453,222.50				2,453,222.50			14,524,384.79	
MOOE		5,942,481.46	0.00	5,942,481.46	5,942,481.46				5,942,481.46	4,873,585.17	111,515.49			4,985,100.66	4,796,466.67	107,163.99		7,550.00	4,903,630.66			957,380.80	73,920.00
CO		232,520,701.03	0.00	232,520,701.03	232,520,701.03				232,520,701.03													232,520,701.03	
II. Automatic Appropriations																							
RLIP	1 04 102	5,117,435.39		5,117,435.39	5,117,435.39				5,117,435.39													5,117,435.39	
III. Special Purpose Fund (Please specify)																							
Basic Salary	1 01	6,446,295.24		6,446,295.24	6,446,295.24				6,446,295.24													6,446,295.24	
PERA		370,108.41		370,108.41	370,108.41				370,108.41													370,108.41	
Representation Allowance		1,507.77		1,507.77	1,507.77				1,507.77													1,507.77	
Transportation Allowance		144,510.76		144,510.76	144,510.76				144,510.76													144,510.76	
Cash Gift		75,000.00		75,000.00	75,000.00				75,000.00													75,000.00	
Other Personnel Benefits		754,715.96		754,715.96	754,715.96				754,715.96													754,715.96	
Pag-Ibig Contributions		18,600.00		18,600.00	18,600.00				18,600.00													18,600.00	
Philhealth Contributions		46,125.00		46,125.00	46,125.00				46,125.00													46,125.00	
Employees Compensation Insurance		18,600.00		18,600.00	18,600.00				18,600.00													18,600.00	
PGF-PS (Terminal Leave)	1 01	5.59		5.59	5.59				5.59													5.59	
Pensions		0.01		0.01	0.01				0.01													0.01	
RLIP		618,405.00		618,405.00	618,405.00				618,405.00													618,405.00	
GRAND TOTAL		269,052,098.91	0.00	269,052,098.91	269,052,098.91				269,052,098.91	7,326,807.67	111,515.49			7,438,323.16	7,249,689.17	107,163.99			7,356,853.16			261,613,775.75	73,920.00
PS		30,588,916.42	0.00	30,588,916.42	30,588,916.42				30,588,916.42	2,453,222.50				2,453,222.50	2,453,222.50				2,453,222.50			28,135,693.92	
MOOE		5,942,481.46	0.00	5,942,481.46	5,942,481.46				5,942,481.46	4,873,585.17	111,515.49			4,985,100.66	4,796,466.67	107,163.99			4,903,630.66			957,380.80	73,920.00
CO		232,520,701.03	0.00	232,520,701.03	232,520,701.03				232,520,701.03													232,520,701.03	

Certified Correct:  MARIA ANTONIA A. ABUGAN
 Budget Officer III
 Date: _____

Certified Correct:  VANESSA M. LIYO
 Accountant III
 Date: _____

Recommending Approval:  GEMMA A. POSADAS
 Chief, JSD Budget & Finance
 Date: _____

Approved By:  ATTY. MA. TERESA S. PABULAYAN
 Executive Clerk of Court IV
 Date: _____