



STATEMENT OF APPROPRIATIONS, ALLOTMENTS, OBLIGATIONS, DISBURSEMENTS AND BALANCES  
As of the March 31, 2018


Department : JUDICIARY  
 Agency : SANDIGANBAYAN  
 Operating Unit :  
 Organization Code (UACS) :  
 Funding Source Code (as clustered) :  
 (e.g. Old Fund Code: 101,102, 151)

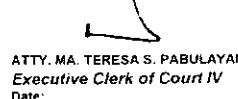
X	Current Year Appropriations
	Supplemental Appropriations
	Continuing Appropriations

Particulars	UACS CODE	Appropriations			Allotments					Current Year Obligations					Current Year Disbursements		Balances				
		Authorized Appropriation	Adjustments (Transfer To)/From, Realignment	Adjusted Appropriations	Allotments Received	Adjustments (Withdrawal, Realignment)	Transfer To	Transfer From	Adjusted Total Allotments	1st Quarter	2nd Quarter	3rd Quarter	4th Quarter	Total	1st Quarter	Total	Unreleased Appropriations	Unobligated Allotment	Unpaid Obligations (15-20) = (23+24)		
										Ending March 31	Ending June 30	Ending Sept. 30	Ending Dec. 31		Ending March 31				Ending	Due and Demandable	Not Yet Due and Demandable
1	2	3	4	5=(3+4)	6	7	8	9	10=[(6+(-)7)-8+9]	11	12	13	14	15=(11+12+13+14)	16	20=(16+17+18+19)	21=(5-10)	22=(10-15)	23	24	
<b>I. Agency Specific Budget</b>	1 01 101																				
General Administration and Support	1 00 000000																				
General Administration and Supervision	1 00 010000																				
A.01.a.01	1 00 010000																				
PS		55,105,000.00	2,153,895.20	57,258,895.20	57,258,895.20				57,258,895.20	14,082,006.50				14,082,006.50	7,882,006.50	7,882,006.50		43,176,885.70	6,200,000.00		
MOOE		92,756,000.00		92,756,000.00	92,756,000.00				92,756,000.00	30,664,977.07				30,664,977.07	2,867,427.07	2,867,427.07			27,797,550.00		
CO		371,502,000.00																			
Administration of Personnel Benefits	1 00 000000																				
A.01.a.01	1 00 010000																				
PS		64,034,000.00	(2,153,895.20)	61,880,104.80	61,880,104.80				61,880,104.80	12,000,000.00				12,000,000.00	0.00	0.00		49,880,104.80	12,000,000.00		
Support to Operations	2 00 000000																				
A.02.a.01	2 00 010000																				
PS		12,214,000.00		12,214,000.00	12,214,000.00				12,214,000.00	1,816,151.04				1,816,151.04	1,816,151.04	1,816,151.04		10,397,848.96	0.00		
MOOE		8,618,000.00		8,618,000.00	8,618,000.00				8,618,000.00	0.00				0.00	0.00	0.00		8,618,000.00	0.00		
CO																					
Case Management	3 00 000000																				
A.03.a.01	3 01 01 0000																				
PS		41,607,000.00		41,607,000.00	41,607,000.00				41,607,000.00	9,482,460.99				9,482,460.99	9,482,460.99	9,482,460.99		32,124,539.01	0.00		
MOOE		28,472,000.00		28,472,000.00	28,472,000.00				28,472,000.00	2,536,000.00				2,536,000.00	0.00	0.00		25,936,000.00	2,536,000.00		
CO																					
Trial Management	3 00 000000																				
A.03.a.02	3 01 01 0000																				
PS		19,944,000.00		19,944,000.00	19,944,000.00				19,944,000.00	4,360,166.62				4,360,166.62	4,360,166.62	4,360,166.62		15,583,833.38	0.00		
MOOE		12,860,000.00		12,860,000.00	12,860,000.00				12,860,000.00	82,947.72				82,947.72	82,947.72	82,947.72		12,777,052.28	0.00		
CO				0.00	0.00				0.00	0.00				0.00	0.00	0.00		0.00	0.00		
Case Disposition Management	3 00 000000																				
A.03.a.02	3 01 01 0000																				
PS		195,063,000.00		195,063,000.00	195,063,000.00				195,063,000.00	46,256,336.76				46,256,336.76	38,946,336.76	38,946,336.76		148,806,663.24	7,310,000.00		
MOOE		59,970,000.00		59,970,000.00	59,970,000.00				59,970,000.00	16,288,241.12				16,288,241.12	5,886,476.02	5,886,476.02		43,681,758.88	10,601,765.10		
CO		2,625,000.00		2,625,000.00	2,625,000.00				2,625,000.00	652,700.82				652,700.82	652,700.82	652,700.82		1,972,299.18	0.00		
<b>Sub-Total, Agency Specific Budget</b>																					
PS		387,967,000.00	0.00	387,967,000.00	387,967,000.00				387,967,000.00	87,997,121.91				87,997,121.91	62,487,121.91	62,487,121.91		299,969,878.09	25,510,000.00		
MOOE		202,676,000.00	0.00	202,676,000.00	202,676,000.00				202,676,000.00	49,572,165.91				49,572,165.91	8,636,850.81	8,636,850.81		153,103,834.09	40,935,315.10		
CO		374,127,000.00	0.00	374,127,000.00	374,127,000.00				374,127,000.00	652,700.82				652,700.82	652,700.82	652,700.82		373,474,299.18	0.00		
<b>II. Automatic Appropriations</b>																					
RLIP	1 04 102	18,091,000.00		18,091,000.00	18,091,000.00				18,091,000.00	2,889,623.07				2,889,623.07	2,889,623.07	2,889,623.07					
<b>III. Special Purpose Fund (Please specify)</b>																					
First Tranche Contractual	1 01																				
RLIP	1 04 102		3,483,540.00	3,483,540.00	3,483,540.00				3,483,540.00	3,065,727.56				3,065,727.56	2,529,710.96	2,529,710.96		417,812.44	536,016.60		
PGF-PS (Terminal Leave)	1 01																				
<b>GRAND TOTAL</b>																					
PS		982,861,000.00	3,483,540.00	986,344,540.00	986,344,540.00				986,344,540.00	144,177,339.27				144,177,339.27	77,196,007.57	77,196,007.57		842,167,200.73	66,981,331.70		
MOOE		406,058,000.00	0.00	406,058,000.00	406,058,000.00				406,058,000.00	93,952,472.54				93,952,472.54	67,906,455.94	67,906,455.94		315,589,067.46	26,046,016.60		
CO		202,676,000.00	0.00	202,676,000.00	202,676,000.00				202,676,000.00	49,572,165.91				49,572,165.91	8,636,850.81	8,636,850.81		153,103,834.09	40,935,315.10		
CO		374,127,000.00	0.00	374,127,000.00	374,127,000.00				374,127,000.00	652,700.82				652,700.82	652,700.82	652,700.82		373,474,299.18	0.00		

Certified Correct:  MARIA ANTONIA A. ABUBAN  
 Budget Officer  
 Date: \_\_\_\_\_

Certified Correct:  VANESSA M. LIYO  
 Accountant III  
 Date: \_\_\_\_\_

Recommending Approval:  GEMMA A. POSADAS  
 Chief, JSO Budget & Finance  
 Date: \_\_\_\_\_

Approved By:  ATTY. MA. TERESA S. PABULAYAN  
 Executive Clerk of Court IV  
 Date: \_\_\_\_\_