



STATEMENT OF APPROPRIATIONS, ALLOTMENTS, OBLIGATIONS, DISBURSEMENTS AND BALANCES  
As of the March 31, 2019


Department : JUDICIARY  
 Agency : SANDIGANBAYAN  
 Operating Unit :  
 Organization Code (UACS) :  
 Funding Source Code (as clustered) :  
 (e.g. Old Fund Code: 101,102, 151)


	Current Year Appropriations
	Supplemental Appropriations
X	Continuing Appropriations

Particulars	UACS CODE	Appropriations			Allotments				Adjusted Total Allotments	Current Year Obligations				Total	Current Year Disbursements				Total	Balances		Unpaid Obligations (15-20) = (23+24)		
		Authorized Appropriation	Adjustments (Transfer (To)/From, Realignment)	Adjusted Appropriations	Allotments Received	Adjustments (Withdrawals, Realignment)	Transfer To	Transfer From		1st Quarter Ending March 31	2nd Quarter Ending June 30	3rd Quarter Ending Sept. 30	4th Quarter Ending Dec. 31		1st Quarter Ending March 31	2nd Quarter Ending June 30	3rd Quarter Ending Sept. 30	4th Quarter Ending Dec. 31		Unreleased Appropriations	Unobligated Allotment	Due and Demandable	Not Yet Due and Demandable	
																								20=(16+17+18+19)
1	2	3	4	5=(3+4)	6	7	8	9	10=[(6+(-)7)-8+9]	11	12	13	14	15=(11+12+13+14)	16	17	18	19	20=(16+17+18+19)	21=(5-10)	22=(10-15)	23	24	
<b>I. Agency Specific Budget</b>	1 01 101																							
General Administration and Support	1 00 000000																							
General Administration and Supervision	1 00 010000																							
A.01.a.01																								
PS		27,411,803.93		27,411,803.93	27,411,803.93				27,411,803.93	2,442,991.67				2,442,991.67	2,442,991.67				2,442,991.67		24,868,812.26			
MOOE		3,105,358.88		3,105,358.88	3,105,358.88				3,105,358.88												3,105,358.88			
CO		232,520,701.03		232,520,701.03	232,520,701.03				232,520,701.03												232,520,701.03			
Support to Operations	2 00 000000																							
A.02.a.01																								
PS				0.00	-				-					-										
MOOE				0.00	-				-					-										
CO																								
Operations	3 00 000000																							
A.03.a.01																								
PS				0.00	-				-					-										
MOOE				0.00	-				-					-										
CO																								
Operations	3 00 000000																							
A.03.a.02																								
PS				0.00	-				-					-										
MOOE				0.00	-				-					-										
CO				0.00	-				-					-										
<b>Sub-Total, Agency Specific Budget</b>																								
PS		27,411,803.93	0.00	27,411,803.93	27,411,803.93				27,411,803.93	2,442,991.67				2,442,991.67	2,442,991.67				2,442,991.67		24,868,812.26			
MOOE		3,105,358.88	0.00	3,105,358.88	3,105,358.88				3,105,358.88												3,105,358.88			
CO		232,520,701.03	0.00	232,520,701.03	232,520,701.03				232,520,701.03												232,520,701.03			
<b>II. Automatic Appropriations</b>																								
RLIP	1 04 102	7,299,072.59		7,299,072.59	7,299,072.59				7,299,072.59													7,299,072.59		
<b>III. Special Purpose Fund (Please specify)</b>																								
Basic Salary	1 01 406	6,448,295.24		6,448,295.24	6,448,295.24				6,448,295.24													6,448,295.24		
PEFA		370,108.41		370,108.41	370,108.41				370,108.41													370,108.41		
Representation Allowance		1,507.77		1,507.77	1,507.77				1,507.77													1,507.77		
Transportation Allowance		144,510.76		144,510.76	144,510.76				144,510.76													144,510.76		
Cash Gift		75,000.00		75,000.00	75,000.00				75,000.00													75,000.00		
Other Personnel Benefits		754,715.96		754,715.96	754,715.96				754,715.96													754,715.96		
Pag-Ibig Contributions		18,600.00		18,600.00	18,600.00				18,600.00													18,600.00		
Philhealth Contributions		46,125.00		46,125.00	46,125.00				46,125.00													46,125.00		
Employees Compensation Insurance		18,600.00		18,600.00	18,600.00				18,600.00													18,600.00		
PGF-PS (Terminal Leave)	1 01 407	777,932.29		777,932.29	777,932.29				777,932.29													777,932.29		
Pensions		0.44		0.44	0.44				0.44													0.44		
RLIP		618,405.00		618,405.00	618,405.00				618,405.00													618,405.00		
<b>GRAND TOTAL</b>																								
PS		34,710,876.52	9,271,800.87	43,982,677.39	43,982,677.39				43,982,677.39	2,442,991.67				2,442,991.67	2,442,991.67				2,442,991.67		41,539,665.72			
MOOE		3,105,358.88	0.00	3,105,358.88	3,105,358.88				3,105,358.88													3,105,358.88		
CO		232,520,701.03	0.00	232,520,701.03	232,520,701.03				232,520,701.03													232,520,701.03		

Certified Correct:  MARIA ANTONIA A. ABLAN  
 Budget Officer III  
 Date: \_\_\_\_\_

Certified Correct:  VANESSA M. LYO  
 Accountant III  
 Date: \_\_\_\_\_

Recommending Approval:  GEMMA A. POSADAS  
 Chief, JSO Budget & Finance  
 Date: \_\_\_\_\_

Approved By:  ATTY. MA. TERESA S. PABULAYAN  
 Executive Clerk of Court IV  
 Date: \_\_\_\_\_